











HARDSCAPE/LANDSCAPE SELECTION GUIDE

	LANDSCAPE LOC MULCH & ROCK BOND	TECHMIX PREMIUM COUNTERTOP MIX	TENON REFRACTORY MORTAR	TENON SELF-LEVELING RESURFACER	TENON PARTIAL DEPTH CONCRETE PATCH
					
FEATURES	<ul style="list-style-type: none"> • Easy to apply with sprayer • Ready to use/no dilution • Reaches full bond in 24-48 hours • Goes on white and dries clear • Allows surface to drain and breathe • Environmentally safe • Non-toxic - safe for plants and animals • Low VOC and EPA compliant 	<ul style="list-style-type: none"> • Polymer modified • Air entrained, freeze-thaw durable for exterior use • High-strength • 4,000 psi at 24 hours • 10,000 psi at 28 days • Self-leveling consistency • Can be demolded in 18-24 hours • Just add water 	<ul style="list-style-type: none"> • Good for applications up to 2250°F • Indoor/outdoor applications • Air-entrained for freeze-thaw resistance • One hour working time • Great workability and high-strength • Meets or exceeds ASTM C199 • Hydraulic mortar, once cured becomes water insoluble and acid resistant 	<ul style="list-style-type: none"> • Sets in approximately 75-90 minutes • Provides a smooth, hard, flat surface • Underlayment or wear surface • Accepts foot traffic in 6 hours • Applications from < 1/8 inch to 1 inch 	<ul style="list-style-type: none"> • Preblended mixtures (2:1, 2:5:1 and 3:1 blends) • High compressive strength • Durable patching material • No pea gravel • Meets ASTM C387 for high-early and normal strength
USES & ADVANTAGES	<ul style="list-style-type: none"> • Interior/exterior locations • Edges/borders, trees, plant beds, walks, driveways, slopes, leaf piles, erosion • Control of dust and erosion on gravel roads and commercial job sites 	<ul style="list-style-type: none"> • Precast countertops • Outdoor kitchen tops • Precast wall caps • Precast mantels • Precast lintels 	<ul style="list-style-type: none"> • Outdoor fireplaces and fire pits • Setting clay flue liners • Set or parging of smoke chambers 	<ul style="list-style-type: none"> • New concrete floor slabs with unacceptable finishes • Damaged existing concrete • Interior and exterior concrete applications 	<ul style="list-style-type: none"> • Paver bonding mortar • Slab stone setting mortar • Partial depth repair of concrete pavements • Shallow depth repairs between 1/2-2 inches
FOR BEST PERFORMANCE	<ul style="list-style-type: none"> • Apply when temperatures are above 50°F • Apply when no rain, wind, or frost is forecasted for 24 hours 	<ul style="list-style-type: none"> • Apply when temperatures are above 50°F • Minimum thickness 1.5 inches • Maximum thickness 8 inches • Do not exceed water limits 	<ul style="list-style-type: none"> • Do not apply in direct sunlight • Do not apply on hot or windy days • Do not apply when rain is forecasted within 24 hours • Mix only the amount that can be placed in 60 minutes 	<ul style="list-style-type: none"> • Do not over-trowel or overdo work • Apply when temperatures are above 50°F-90°F • Apply only to surfaces that are frost free 	<ul style="list-style-type: none"> • Use a mechanical batch mixer • Pre-wet surface just prior to application • Do not overwork the concrete mixture
SIZE	<ul style="list-style-type: none"> • 1 gal bottle • 5 gal pail 	<ul style="list-style-type: none"> • 50 lb bag - gray • 50 lb bag - white 	<ul style="list-style-type: none"> • 10 lb pail • 50 lb bag 	<ul style="list-style-type: none"> • 50 lb bag - gray 	<ul style="list-style-type: none"> • 50 lb bag

HARDSCAPE/LANDSCAPE SELECTION GUIDE

	TENON INSTANT HYDRAULIC CEMENT	TENON INSTANT ANCHORING CEMENT	TENON CONCRETE & MASONRY DISSOLVER	TENON RESTORATION CLEANER	TENON SALT BARRIER
					
FEATURES	<ul style="list-style-type: none"> Bonds to wet walls Sets in 3-5 minutes Just add water, mix and use Stops seepage leaks Interior and exterior use Above and below grade Paintable when cured 	<ul style="list-style-type: none"> Expands as it hardens to set securely Accelerated, sets in approximately 20 minutes Excellent flowability and workability Add water, mix and use 	<ul style="list-style-type: none"> Ready to use (no mixing or diluting) Begins to work immediately upon application 100% biodegradable Non-toxic to plants and vegetation Does not contain any harmful acids Non-corrosive and non-fuming 	<ul style="list-style-type: none"> Cleans and restores Dissolves mineral deposits Surface preparation product Ready to use 	<ul style="list-style-type: none"> Natural looking invisible protection Ready to use (no diluting) Dries tack free High alkali resistance Easy to apply with sprayer and roller Protects from effects of rain and other water penetration, salt, freeze-thaw and smog
USES & ADVANTAGES	<ul style="list-style-type: none"> Plugs holes in walls Seals water flow in ponds or fountains Swimming pool repairs 	<ul style="list-style-type: none"> Interior/exterior Sets handrails, bolts, poles and fixtures 	<ul style="list-style-type: none"> Removes unwanted Portland cement-based residue Safely removes mortar from painted surfaces 	<ul style="list-style-type: none"> Brick Masonry Concrete Precast concrete elements Retaining walls 	<ul style="list-style-type: none"> Above grade exterior applications Vertical or horizontal applications Concrete, masonry, pavers, brick, retaining walls, stucco, block, stone, and other cementitious materials
FOR BEST PERFORMANCE	<ul style="list-style-type: none"> Apply only to surfaces that are frost free and above 40°F Do not apply on painted surfaces Mix with clean water only 	<ul style="list-style-type: none"> Do not apply in temperatures below 40°F Let set for one hour minimum before applying torque to bolt or fixture 	<ul style="list-style-type: none"> Apply only to dry surfaces Do not allow to dry on surfaces Allow to penetrate 10-15 minutes Rinse once concentrate has begun to soften 	<ul style="list-style-type: none"> Always wet surface just prior to application Let the cleaner stand for 3-5 minutes Do not allow product to dry on surface 	<ul style="list-style-type: none"> Do not apply when rain is expected within 4-6 hours Cleaned or washed surfaces must dry 3-7 days prior to application
SIZE	<ul style="list-style-type: none"> 10 lb pail 50 lb pail 	<ul style="list-style-type: none"> 10 lb pail 50 lb pail 	<ul style="list-style-type: none"> 28 oz sprayer 1 gal bottle 5 gal pail 	<ul style="list-style-type: none"> 1 gal bottle 5 gal pail 	<ul style="list-style-type: none"> 1 gal bottle 5 gal pail 55 gal drum